



# SUSTAINABLE DEVELOPMENT GOALS

**Craig Irwin**

Statistics Adviser

DFID Nepal

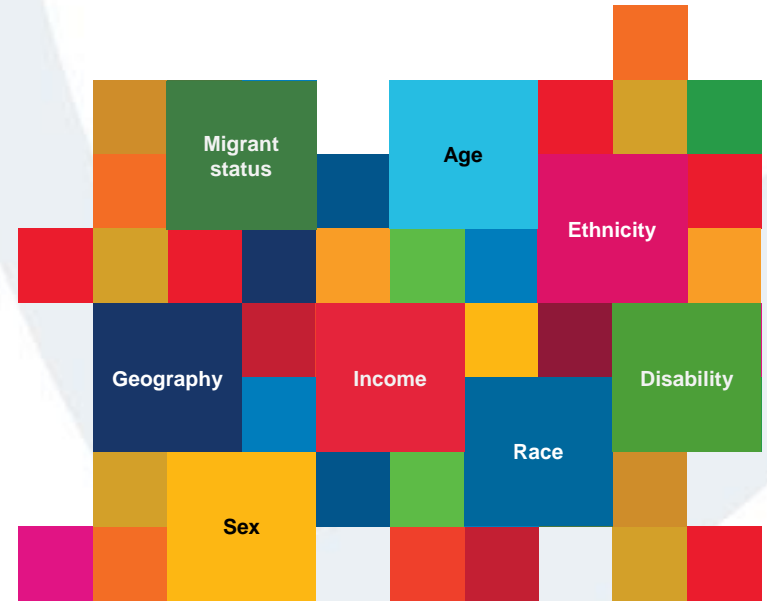


# Making the Invisible Visible

The UK has pledged to ensure that:



- Every person has a fair opportunity in life no matter who or where they are
- People who are the furthest behind, who have the least opportunity and who are the most excluded will be prioritized
- Every person counts and will be counted



LEAVE NO ONE BEHIND

# UK Progress on Data Disaggregation

4 QUALITY EDUCATION



Proportion of children under 5 years of age who are developmentally on track in health, learning and psychosocial well-being, by sex

Indicator 4.2.1: Proportion of children under 5 years of age who are developmentally on track in health, learning and psychosocial well-being, by sex

[Home](#) / [Goal](#) / [Indicator 4.2.1](#)

Data follows the UN specification for this indicator; however it has not been identified in collaboration with topic experts. As with all indicators, this will be reviewed.

Data availability within the UK is limited to England for this indicator.

The Sustainable Development Goals is a collaborative project, if you have any feedback or suggestions for data please contact us at [SustainableDevelopment@ons.gov.uk](mailto:SustainableDevelopment@ons.gov.uk)

## Pupils achieving at least expected level in early learning goals

### Sub-categories

Choose categories from the dropdowns below to see different breakdowns of the data. Some will not be available until a higher level is chosen.

Click on the legend to remove individual lines from the chart.

Clear selections

Region

Local authority

Available when "Region" is selected

Learning category

Learning sub-category (higher)

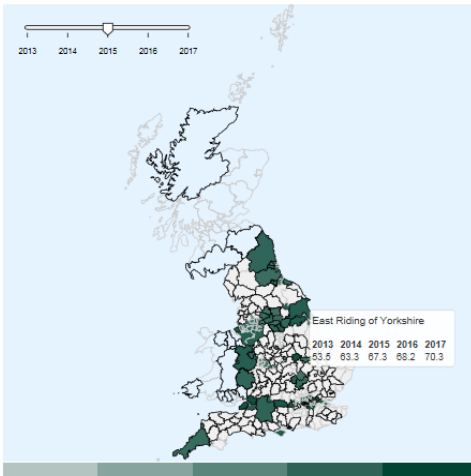
Available when "Learning category" is selected

Learning sub-category (lower)

Available when "Learning sub-category (higher)" is selected

Sex

[Chart](#) [Table](#) [Map](#)



[National Metadata](#) [Global Metadata](#) [Sources](#)

This table provides metadata for the actual indicator available from UK statistics closest to the corresponding global SDG indicator. Please note that even when the global SDG indicator is fully available from UK statistics, this table should be consulted for information

- 6 indicators now disaggregated to local level (NUTS 3)
- 25 indicators disaggregated to regional level (NUTS 1)
- The focus for next year is to report data using satellite imagery and Geographic Information Systems (GIS) models.

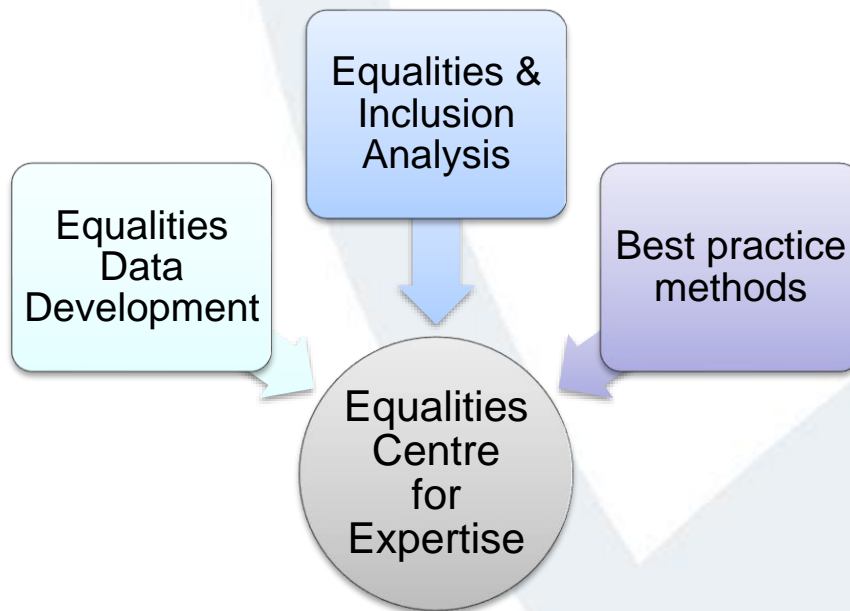
# Priorities for filling disaggregation gaps

---



# Centre for Equalities and Inclusion

- Aims to improve the evidence base for understanding equity and fairness in the UK today, enabling new insights into key policy questions.
- A multi-disciplinary convening centre, bringing together people interested in equalities data and analysis from across central and local government, academia, business and the third sector.



Find out more including data audit and latest releases:

<https://www.ons.gov.uk/aboutus/whatwedo/programmesandprojects/centreforequalitiesandinclusion>


# Dept for International Development



- DFID is a United Kingdom government department responsible for administering overseas aid.
- The goal of the department is "to promote sustainable development and eliminate world poverty".
- DFID has been a major donor in statistical capacity building at the international and country level
- A central UK D4D team leads on global support and DFID has offices in 35 countries across Africa, Asia and the Middle East.



# DFID: Data Disaggregation & the SDG's



**Vision:**  
“quality accessible, timely and reliable disaggregated data will be used to measure and achieve the SDGs and leave no one behind”

## Objectives:

1. Advocate for more and better financing
2. Make progress on LNOB, including support of the IDC
3. Identify and share new tools and technologies



# Objective 1: More and better financing

## Key workstreams, include:

- High level group
- OECD/DAC Financing Task Team
- Switzerland – PARIS 21 financing studies

## DFID are pushing for increased resources and for more coordination and effectiveness of current financing, including:

- Focus on increasing domestic resources – most sustainable
- Learn from past funds – what has worked?
- Consider a target e.g. 1% of ODA on Statistics Capacity Building





# Objective 2: Make Progress on LNOB

-  • We will encourage and challenge ourselves and others to make real progress on disaggregating data by geography, sex, age and disability status
- Using this information to inform policy making whilst ensuring data privacy at all times.
- We are working closely with the Global Partnership for Sustainable Development Data (GPSDD) to encourage more organisations and countries to join the Inclusive Data Charter and to prepare and implement Inclusive Data Action Plans to ensure no one is left behind.



# Objective 2: Make Progress on LNOB

## What have we done?

- The ONS published their Inclusive Data Action Plan at the July High Level Political Forum along with other founding members
- DFID published their draft action plan for consultation at the July Global Disability Summit. The final version will be published soon (probably in March).





# Objective 3: New Tools and Technology

## Identify new tools and tech for data collection, analysis and dissemination and to share these with DPs, including

- US/UK SDG National Reporting Platform
- Geospatial – supporting GPSDD and the Africa Regional Data Cube.
- Supporting Gates Foundation Geo-Referenced Infrastructure for Demographic Development Data (GRID3).





# Contact

**Craig Irwin**  
[c-irwin@dfid.gov.uk](mailto:c-irwin@dfid.gov.uk)

